





HOW TO MAKE A NEWSPAPER HAT

1. Pull a whole sheet (2pages) from a newspaper and fold it in half along its natural fold.



2. Ensuring the fold is at the top and the open section at the bottom, fold top corners down....

3. ...to meet in the middle



4. Fold the top flap of paper left at the bottom up. Turn the paper over and do the same with the other flap to finish your hat.

5. You may use a piece of elastic to hold the hat on your head.

